



BAY & BOW REPLACEMENT WINDOWS

- + Insulated glass panels with optimum thermal air space featuring warm-edge spacer system
- + Completely assembled and ready for installation
- + Double hung flankers are standard
- + Cable system is mandatory
- + Screens* included on all operable flankers
- + 1" birch head and seatboard standard
- + Limited lifetime warranty


CUSTOM Options

- + Low-E Glass
- + Low-E Glass + Argon Gas
- + Ultra Low-E Glass + Argon Gas
- + 5/8" or 1" contoured, 5/8" or 3/4" flat and 1 1/8" Simulated Divided Lite (SDL) grids (SDL 8700 and 8900 series only)
- + Brass and brushed nickel locks (8900 series only)
- + Insulated head and seatboard




5/8" or 1" contoured and 5/8" or 3/4" flat grids available

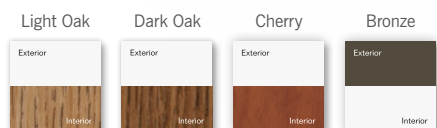
+ COLOR OPTIONS**



+ PAINTED COLORS** (8900 and 8900 series only)



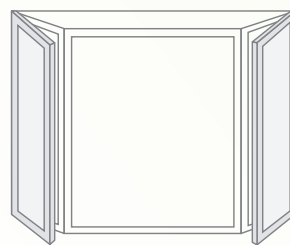
+ LAMINATE COLORS** (8900 series only)



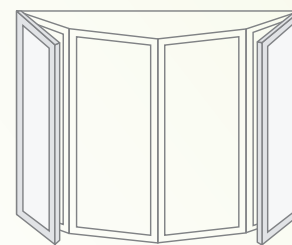
(8700 series only)



STANDARD WINDOW CONFIGURATIONS



Bay with casement flankers (optional)



4-lite bow with casement flankers (optional)



Select styles and glass packages can be ordered to meet ENERGY STAR® 7 guidelines. See your Atrium Territory Sales Manager for details.



Note: Manufacturer reserves the right to substitute components as necessary for continued product improvement. *Screens are not meant to restrain a child from falling through an open window.

** Printing process may affect color shown. Please refer to actual window sample when selecting colors.

*** Grid offering limited to 5/8" contoured or SDL on exterior painted windows. Only use mild, water based household cleaner on painted product and rinse immediately with water. See full cleaning instructions for details. REV 11/23